

KPI: Number and place value – Counts from 0 in multiples of four, eight, fifty and one hundred.

1. 0, 4, 8, 16, 20, 24, 28, 32, 36, 40, 44, 48, 52, 56, 60
 2. 0, 8, 16, 24, 32, 40, 48, 56, 64, 72, 80, 88, 96, 104
 112, 120

Children can independently count in multiples of 4 and 8.

c	50	100	150	200	250	300	350	400	450
d	100	200	300	400	500	600	700	800	900

1 Fill in the missing numbers.

a) 0, 50, 100, 150, , , , , , , ✓

b) 0, 100, 200, 300, , , , , , , ✓

Children can independently count in multiples of 50 and 100.

KPI: Number and place value – Find out 10/100 more or less than a number.

Children can independently find 10 more or 10 less.

A photograph of a student's work on a grey background. It shows two parts, a) and b). Part a) has '10 less' written above a box containing '533', followed by '543', and '10 more' above a box containing '557'. Part b) has '10 more' above a box containing '866', followed by '856', and '10 less' above a box containing '846'. Green arrows point from the boxes to the original numbers.

A photograph of a student's work on a grid background. The top section is titled '100 more' and contains three rows: a) 3 → 103, b) 82 → 182, and c) 783 → 883. The bottom section is titled '100 less' and contains three rows: a) 154 → 54, b) 275 → 175, and c) 907 → 807. A green arrow points from the right towards the '100 more' section.

Children can independently find 100 more or 100 less.

KPI: Number and place value – Recognises the place value of each digit in a three-digit number (hundreds, tens and ones)

part 1

- 1) $500 + 70 + 6 = 576$
- 2) $300 + 80 + 5 = 385$
- 3) $600 + 40 + 3 = 643$
- 4) $800 + 20 + 7 = 827$

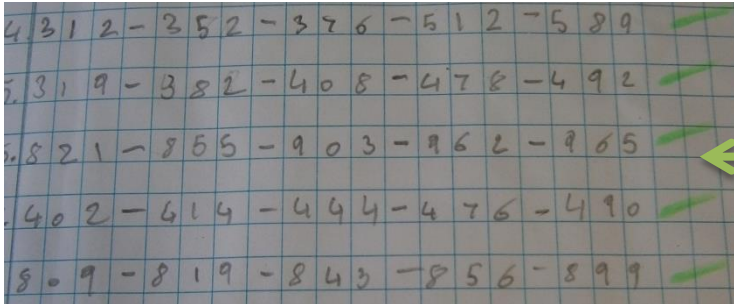
part 2

- 1) $200 + 30 + 4 = 234$
- 2) $700 + 50 + 1 = 751$
- 3) $900 + 60 + 2 = 962$
- 4) $90 + 8 + 400 = 498$

Children can independently recognise the place value in 3 digit numbers.

- 1) $503 \rightarrow 500$
- 2) $271 \rightarrow 70$
- 3) $772 \rightarrow 2$
- 4) $451 \rightarrow 50$

KPI: Number and place value – Solve number problems and practical problems involving these ideas.



Children can independently use their knowledge of place value to order 3 digit numbers.

Using these digits only, make three 2-digit multiples of 4 and three 2-digit multiples of 8.
All six numbers must be different.

a) Multiples of 4

b) Multiples of 8

320 450 800 850 640 750

Only one of the numbers above fits all of the descriptions below.
Circle the number.

- I am a multiple of 8.
- I am a multiple of 50.
- I am greater than 400.
- I am a multiple of 4.

KPI: Addition and subtraction: Adds and subtracts numbers mentally including:

- A three-digit number and ones.
- A three-digit number and tens
- A three-digit number and hundreds.

$358 + 6 = 364$
 $923 + 4 = 927$
 $299 + 2 = 301$
 $964 + 8 = 972$
 $107 + 5 = 112$
 $442 + 9 = 451$
 $133 - 8 = 125$
 $578 - 6 = 572$
 $407 - 5 = 402$
 $855 - 9 = 846$
 $624 - 7 = 617$
 $240 - 3 = 237$

Children can independently add and subtract a three-digit number and a ones mentally.

Children can independently add and subtract a three-digit number and a tens number mentally.

$201 + 50 = 251$
 $534 + 90 = 624$
 $845 + 70 = 915$
 $163 + 60 = 223$
 $719 + 30 = 749$
 $356 + 80 = 436$
 $981 - 70 = 911$
 $794 - 80 = 714$

$245 + 700 = 945$
 $483 + 300 = 783$
 $742 - 600 = 142$
 $631 - 400 = 231$
 $305 - 100 = 205$
 $777 - 500 = 277$

Children can independently add and subtract a three-digit number and a hundreds number.

KPI: Addition and subtractions – add and subtract numbers up to three-digits using the written method.

C $415 + 319 = 734$
 $\begin{array}{r} +415 \\ 319 \\ \hline 734 \\ 1 \end{array}$ ✓

D $536 + 248 = 784$
 $\begin{array}{r} +536 \\ 248 \\ \hline 784 \\ 1 \end{array}$ ✓

Children independently use their knowledge of the written method to add 3 digit numbers including crossing the boundary.

Children can independently use their knowledge of the written method to subtract 3 digit numbers including crossing the boundary.

2A $457 - 236 = 221$
 $\begin{array}{r} -457 \\ 236 \\ \hline 221 \end{array}$ ✓

B $483 - 251 = 232$
 $\begin{array}{r} -483 \\ 251 \\ \hline 232 \end{array}$ ✓

KPI: Multiplication and division: Recalls and uses multiplication and division facts for the multiplication tables: three, four and eight.

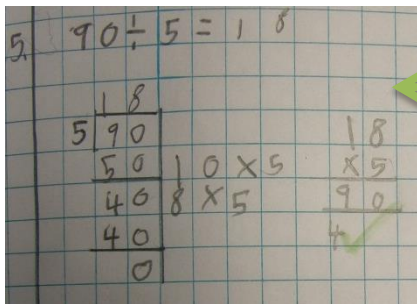
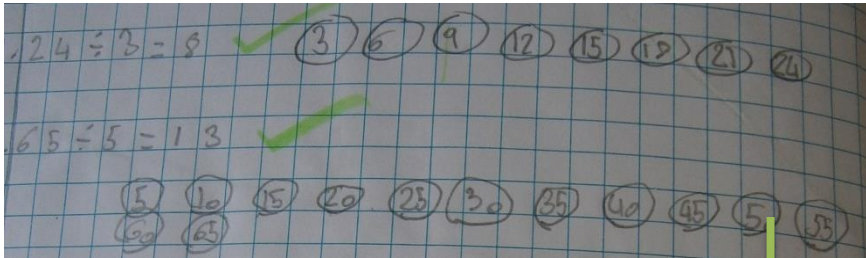
Children can independently recall and use their multiplication tables for the threes, fours and eights.

1. $3 \times 12 = 36$
2. $7 \times 3 = 21$
3. $6 \times 3 = 18$
4. $24 \div 3 = 8$

1. $3 \times 8 = 24$
2. $80 \div 8 = 10$
3. $2 \times 8 = 16$
4. $96 \div 8 = 12$
5. $4 \times 8 = 32$
6. $64 \div 8 = 8$
7. $9 \times 9 = 72$


$24 \div 4 = 6$
 $9 \times 8 =$
 $4 \times 3 = 12$
 $5 \times 4 = 20$
 $8 \div 4 = 2$
 $4 \div 4 = 1$
 $32 \div 4 = 8$
 $2 \times 4 = 8$
 $10 \times 4 = 40$
 $10 \times 8 = 80$
 $8 \times 2 = 16$
 $64 \div 8 = 8$
 $4 \times 2 = 8$

KPI: Multiplication and division: Writes and calculates mathematical statements for multiplication and division using the multiplication tables that are known including for two-digit numbers times one-digit numbers, using mental and progressing to formal written methods.




Children independently divide using the multiplication tables they know progressing into a more formal method which may be supported.

Children can independently multiply using the multiplication tables that they know progressing into a more formal method which may be supported.




KPI: Fractions (including decimals): Counts up and down in tenths; recognises that tenths arise from dividing an object into 10 equal parts and in dividing one-digit numbers or quantities by 10.



Children can independently count in tenths.


Children can independently recognise that tenths arise from dividing an object into 10 equal parts and in dividing one-digit numbers or quantities by 10.

3 What fraction of all the beads are in the bag?



$\frac{6}{10}$ 3 1 mark


4 What fraction of £1 is 90p?



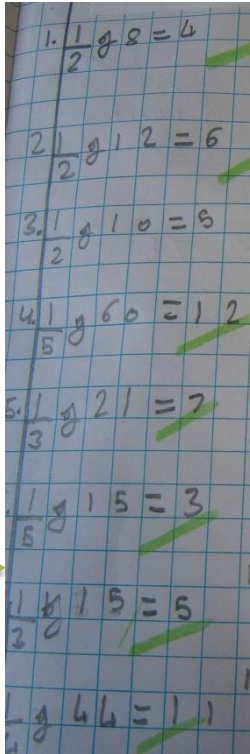
$\frac{9}{10}$

5 a) $2 \div 10 = 0.2$
c) $5 \div 10 = 0.5$
b) $8 \div 10 = 0.8$
d) $4 \div 10 = 0.4$

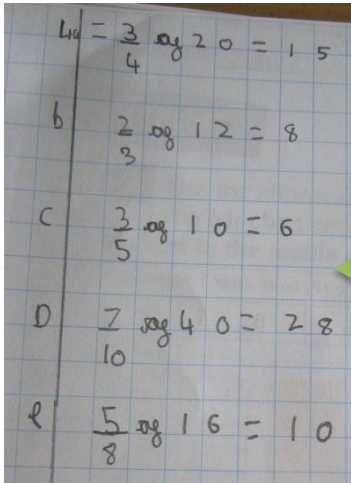
KPI: Fractions (including decimals): Recognises, find and writes fractions of a discrete set of objects: unit fractions and non-unit fractions with small denominators.



Children independently recognise and write fractions including unit fractions and non-unit fractions.

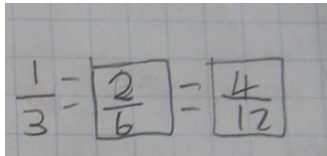


Children independently find unit fractions of an amount using a method they know.



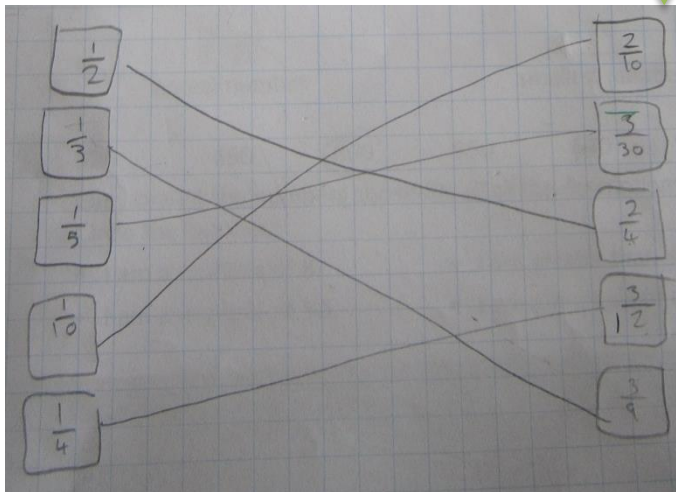
Children can independently find non-unit fractions of an amount using a method they know.

KPI: Fractions (including decimals): Recognises and shows, using diagrams equivalent fractions with small denominators.

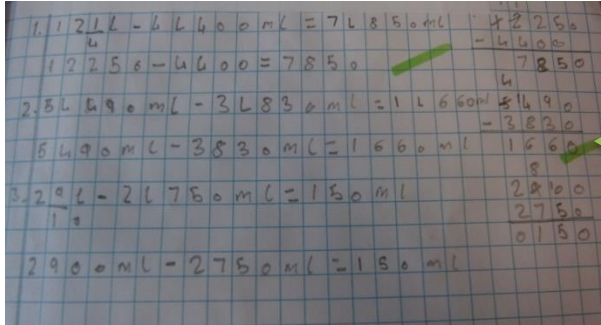


$\frac{1}{3} = \frac{2}{6} = \frac{4}{12}$

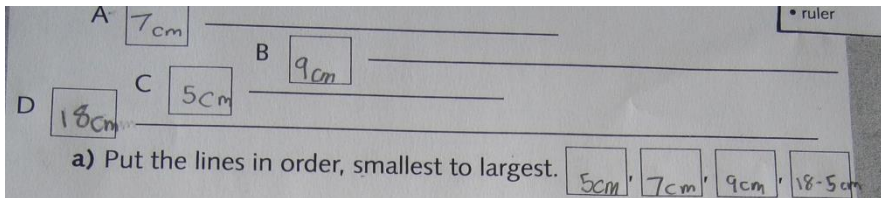
Children independently can recognise equivalent fractions they may use diagrams to support this.



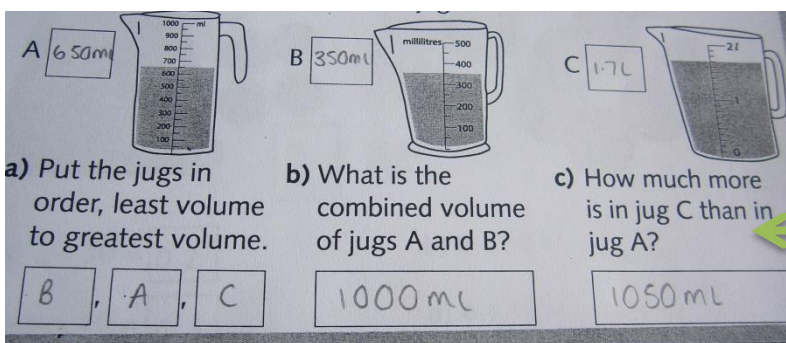
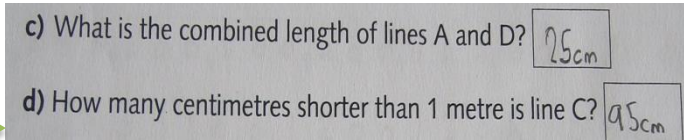
KPI: Measurement: Measures, compares, adds and subtracts lengths (m/cm/mm); mass (kg/g); volume/capacity (l/ml)



Children can independently measure, compare, add and subtract volume.

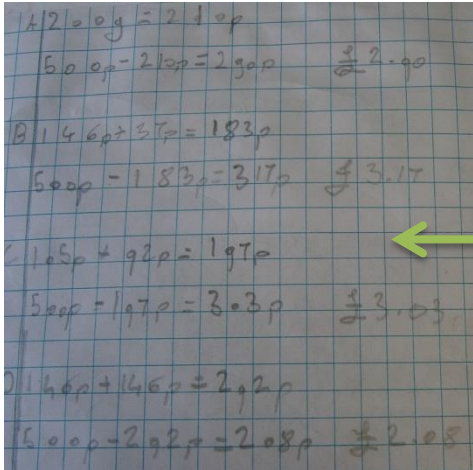


Children can independently measure, compare, add and subtract lengths.

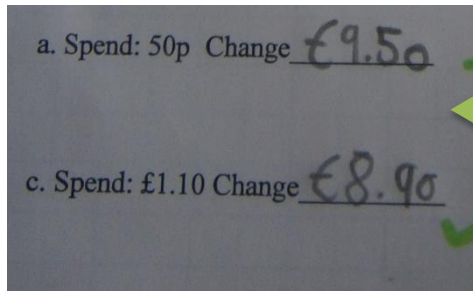



Children can independently measure, compare, add and subtract volumes.

KPI: Measurement: Adds and subtracts amounts of money to give change, using both £ and p in practical contexts.




Children can independently add and subtract amounts of money to give change using a method they know.



This includes both pounds and pence.

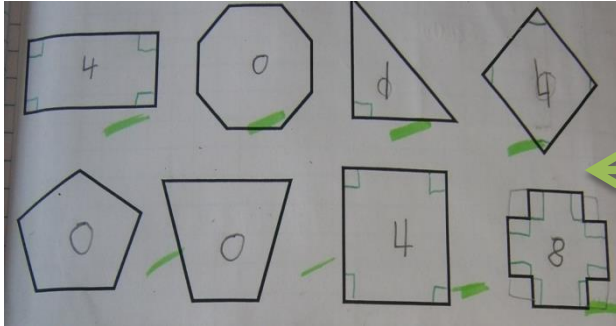
KPI: Measurement: Tells and writes the time from an analogue clock and 12-hour and 24-hour clocks.

Children can independently tell and write the time in both 12 hour clock and 24 hour clock.




TIME IN WORDS	12-HOUR CLOCK	24-HOUR CLOCK
27 minutes past 4 in the afternoon	4:27 pm	16:27
36 min past 7 in the morning	7:36 am	07:36 ✓
53 min past 10 in the afternoon	10:53 pm	10:53 ✓
48 min past 9 in the morning	9:48 am ✓	09:48
2 min past 1 in the afternoon	1:02 pm	13:02
	8:21 pm	20:21 pm ✓

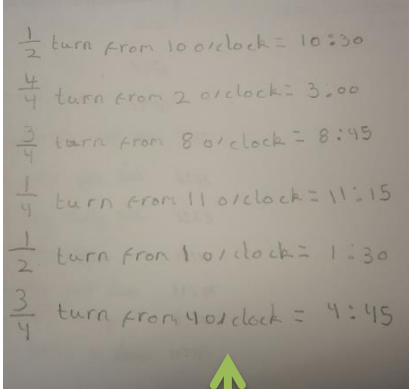
KPI: Measurement: Identifies right angles, recognises that two right angles make a half-turn, three make three quarters of a turn and four make a complete turn; identifies whether angles are greater than or less than a right angle.



Children independently identify right angles.



Children can independently tell whether an angle is more or less than a right angle.



Children independently recognise 2 right angles makes a half turn and three make a three quarter turn.

KPI: Statistics: - Interpret and presents data using bar charts, pictograms and tables.

B
This bar chart shows the audience at the afternoon performance of a film during the Christmas Holiday.

Audience groups	Number of people
Boys	90
Girls	120
Men	60
Women	100

- How many girls were in the audience?
- How many men watched the film?
- How many fewer boys were there than girls?
- How many more women were there than men?
- How many children were there altogether?
- How many adults were in the audience?
- What was the total size of the audience?
- How many more members of the audience were female than male?

Handwritten answers on grid paper:

- 1 = 120 girls ✓
- 2 = 60 men ✓
- 3 = 30 more boys were there than girls ✓
- 4 = 20 more women were there than men ✓
- 5 = 210 children were there ✓
- 6 = 160 adults were there ✓
- 7 = 370 people were there ✓
- 8 = 30 more female than male ✓

Children independently can present data using bar charts, pictograms and tables.

Children independently can interpret the data to answer questions. Support may be given to read the questions.

Use the information in the table about the reptile room to complete the bar chart and the pictogram. Then answer the questions.

Visitors to the reptile room 14th November 2014

9:00-10:00	10:00-11:00	11:00-12:00	12:00-1:00	1:00-2:00	2:00-3:00	3:00-4:00	4:00-5:00
12	28	27	15	22	24	27	18

2

Time	Visitors (dots)
9:00-10:00	12 dots
10:00-11:00	28 dots
11:00-12:00	27 dots
12:00-1:00	15 dots
1:00-2:00	22 dots
2:00-3:00	24 dots
3:00-4:00	27 dots
4:00-5:00	18 dots

3

- During which hour did most people visit the reptile room?
10:00-11:00
- During which two hours did the same number of people visit the reptile room?
3:00-4:00, 4:00-5:00
- How many people visited the reptile room in the morning?
67
- During which hour did twice as many people visit the reptile room as between 9:00 and 10:00?
2:00-3:00

Legend: • = 2 visitors

It is expected that children will have a range of evidence (ideally 2-4 pieces) to support each KPI. The evidence will show the children completing the skill exemplified as well as evidence of embedding and deepening the skill.

Children must have a secure understanding of a KPI in order to achieve it.